

Corona-Sonderfall Schweiz?

Marius Brühlhart

Université de Lausanne

46. Europatag der Universität Freiburg/Fribourg

4. Mai 2021

The logo for the University of Lausanne (Unil) is a stylized, cursive script in blue, consisting of the letters 'Unil'.

UNIL | Université de Lausanne

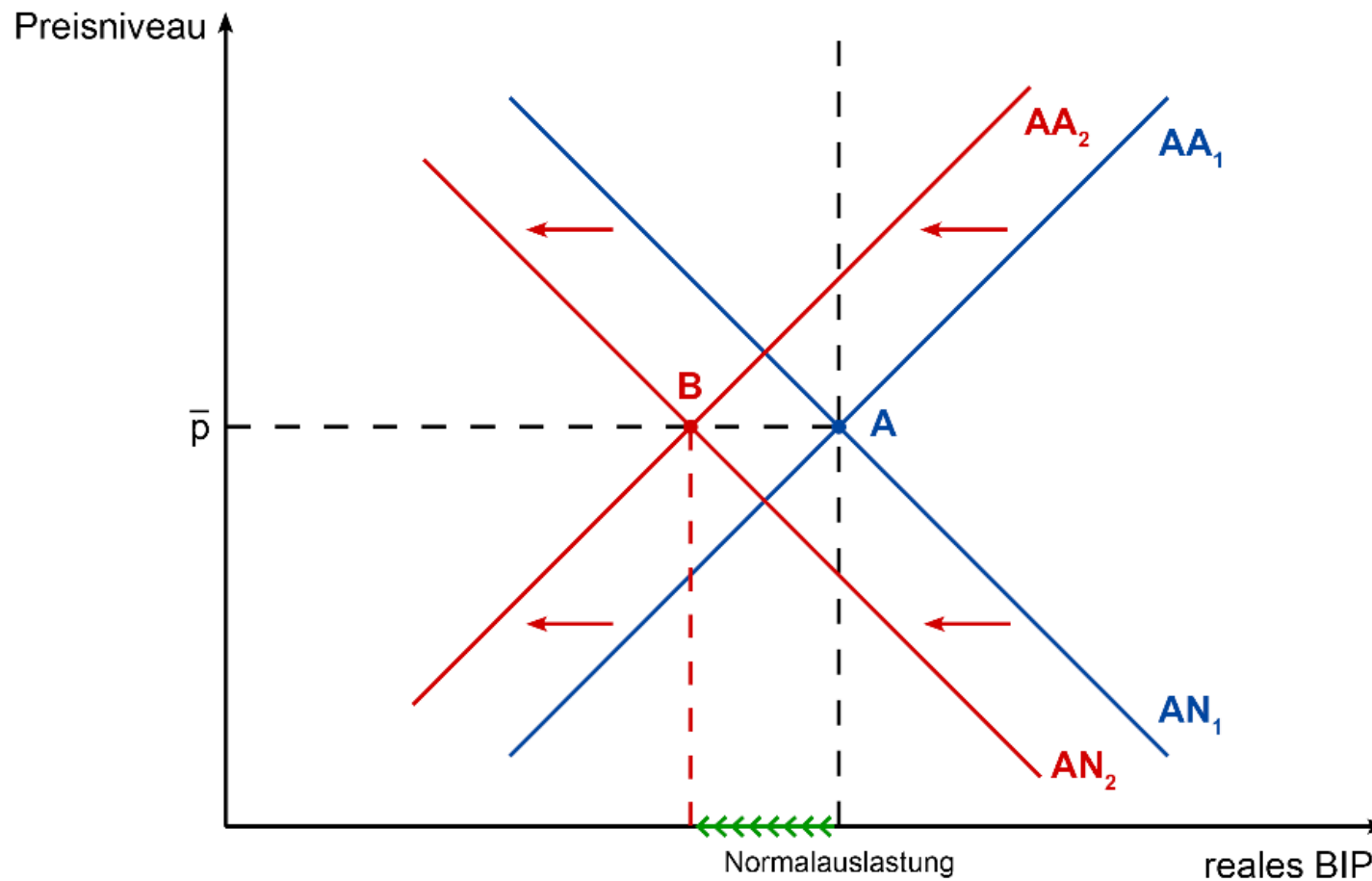
HEC Lausanne

Zwei Themen

- COVID-19: Ein ökonomisch simples Problem
- Mitteleuropäischer Sonderfall Schweiz?

COVID-19: Ein ökonomisch simples Problem

Diagnose: Exogener Schock auf Angebot + Nachfrage



Quelle:
A. Brunetti, UNIBE

Behandlung:

Staatliche Überbrückungshilfe

- Nachfrage und Angebot „warmhalten“:
 - Kompensationszahlungen an Faktor Arbeit (Kurzarbeitgelder, Hilfe für Selbständige)
 - Kompensationszahlungen an Faktor Kapital (Sonderkredite, Fixkostenbeiträge – „Härtefälle“)
- Funktioniert nur, wenn Staat über „fiskalischen Brennstoff“ verfügt:
 - Tiefe Verschuldung
 - Tiefe Zinskosten

→ beides trifft in der Schweiz 2020/21 zu 😊

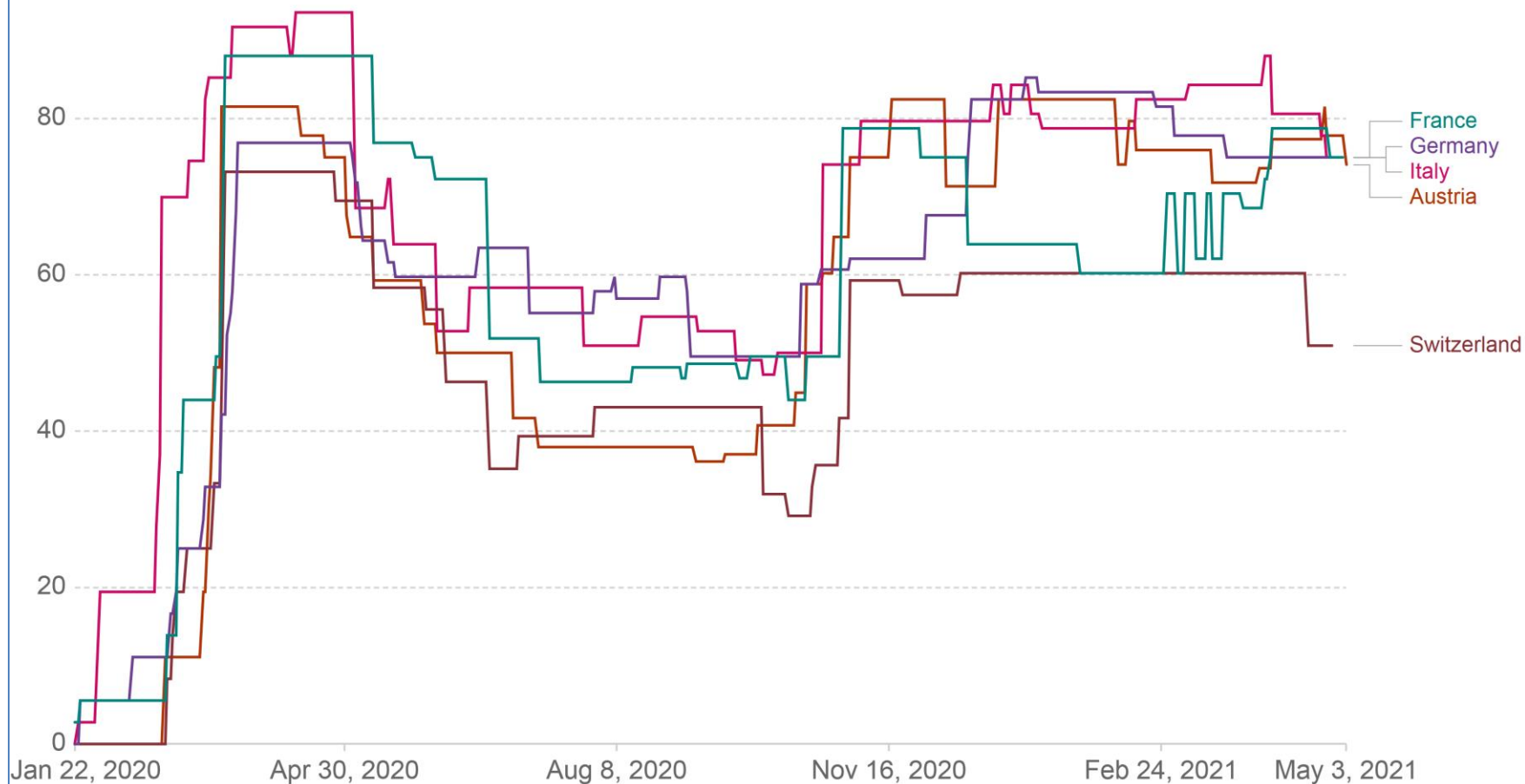
Mitteleuropäischer Sonderfall Schweiz?

vs. : Lockerere Massnahmen

COVID-19: Stringency Index

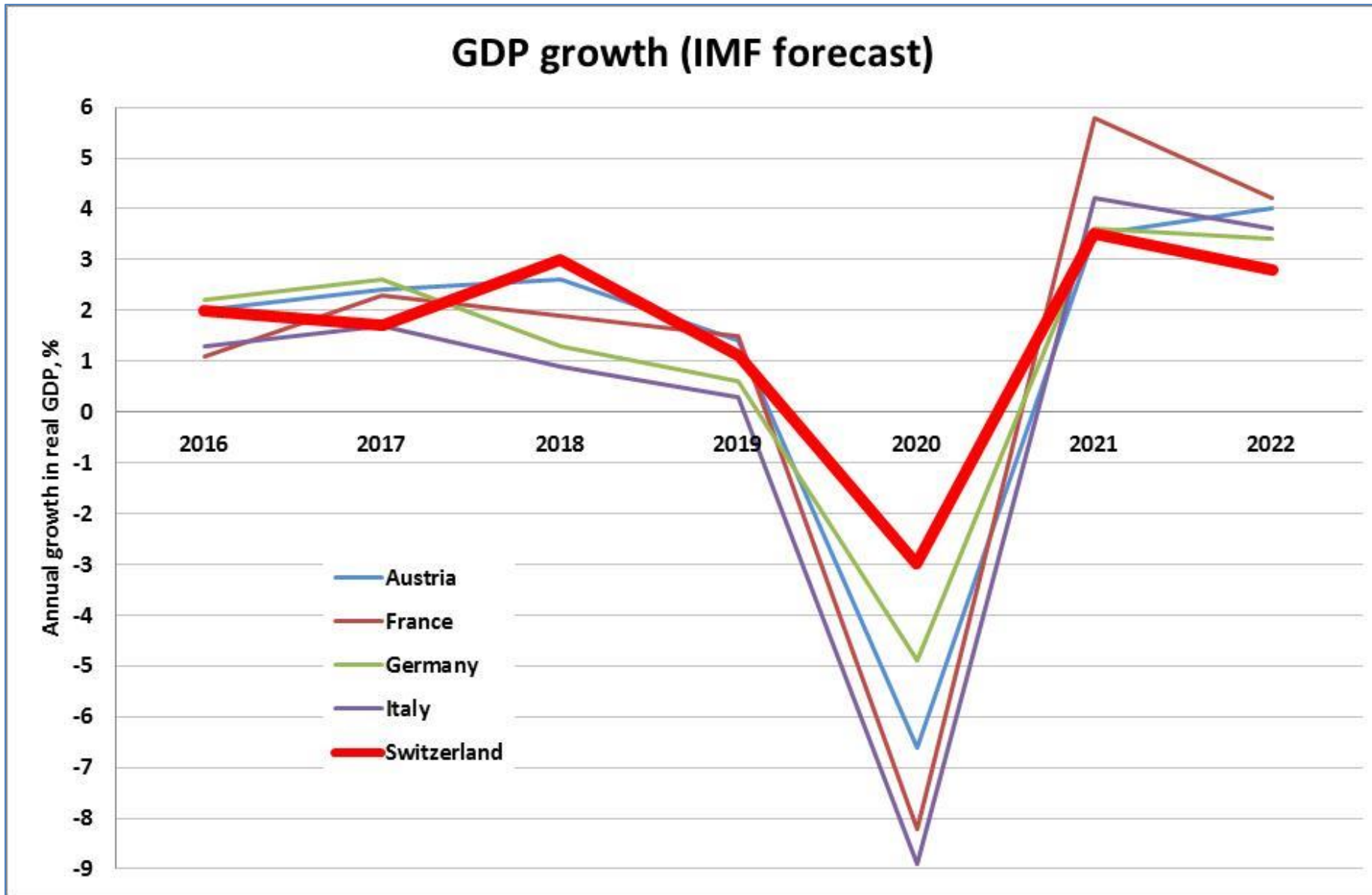
This is a composite measure based on nine response indicators including school closures, workplace closures, and travel bans, rescaled to a value from 0 to 100 (100 = strictest). If policies vary at the subnational level, the index is shown as the response level of the strictest sub-region.

Our World
in Data



Source: Hale, Angrist, Goldszmidt, Kira, Petherick, Phillips, Webster, Cameron-Blake, Hallas, Majumdar, and Tatlow (2021). "A global panel database of pandemic policies (Oxford COVID-19 Government Response Tracker)." Nature Human Behaviour. – Last updated 4 May, 05:00 (London time)
OurWorldInData.org/coronavirus • CC BY

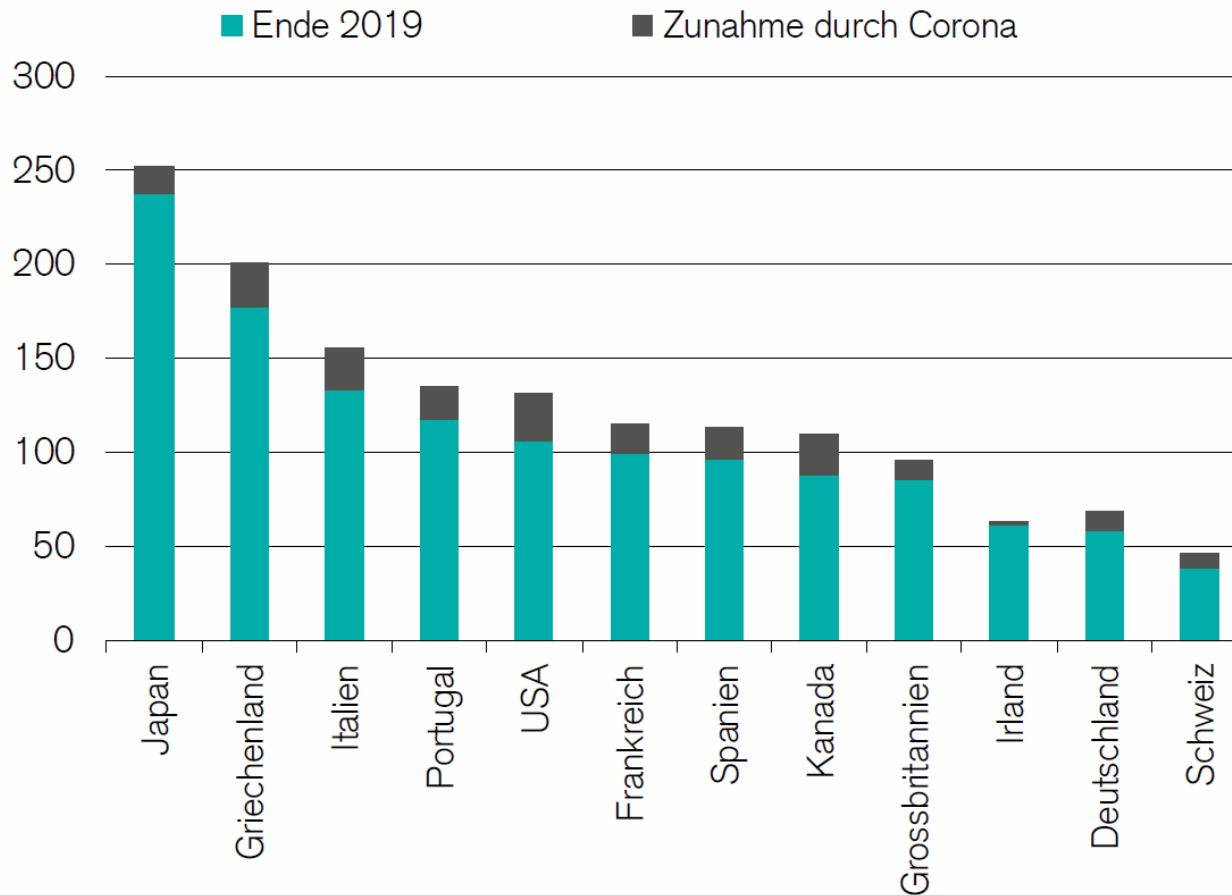
vs. : Geringere wirtschaftliche Einbussen



vs. : Tiefere Staatsschulden

Abb. 5: Schuldenquote gemäss IWF im internationalen Vergleich

In % des BIP



Quelle:
Credit Suisse

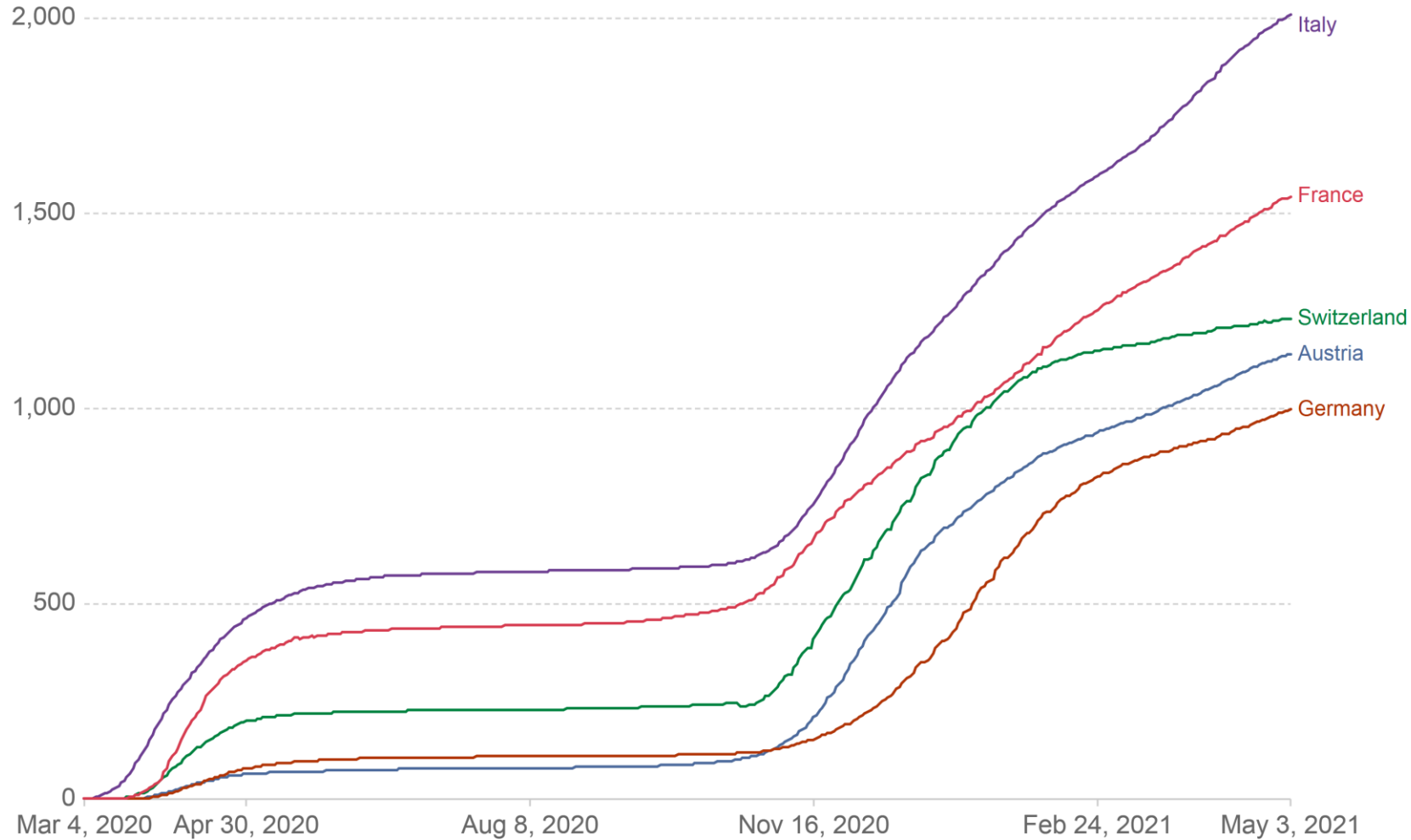
Quelle: Internationaler Währungsfonds (IWF)

: 10'000 Tote

Cumulative confirmed COVID-19 deaths per million people

Limited testing and challenges in the attribution of the cause of death means that the number of confirmed deaths may not be an accurate count of the true number of deaths from COVID-19.

Our World
in Data



Source: Johns Hopkins University CSSE COVID-19 Data

CC BY

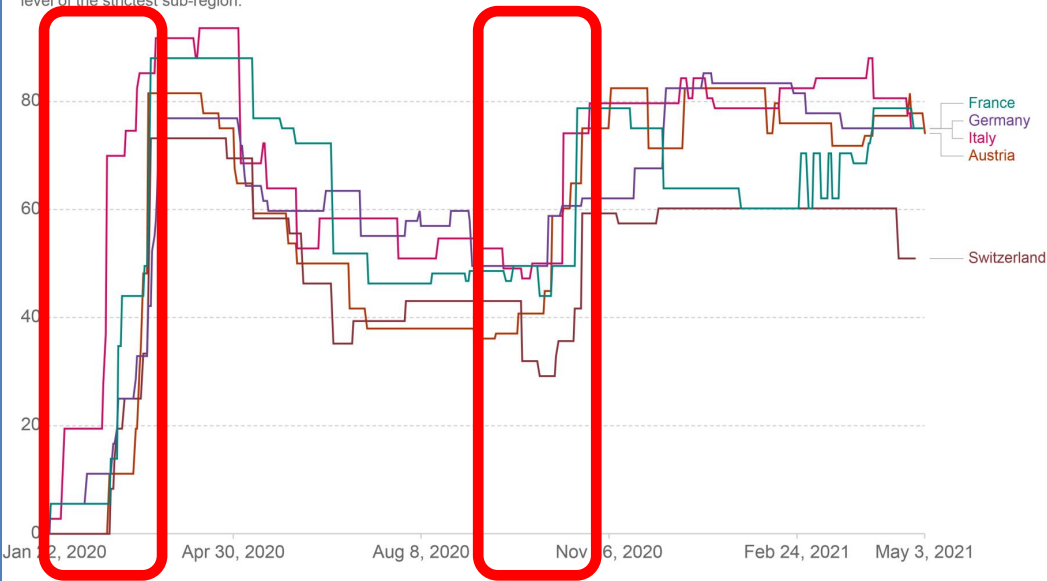


Langsamer wenn's schnell gehen musste

COVID-19: Stringency Index

This is a composite measure based on nine response indicators including school closures, workplace closures, and travel bans, rescaled to a value from 0 to 100 (100 = strictest). If policies vary at the subnational level, the index is shown as the response level of the strictest sub-region.

Our World in Data

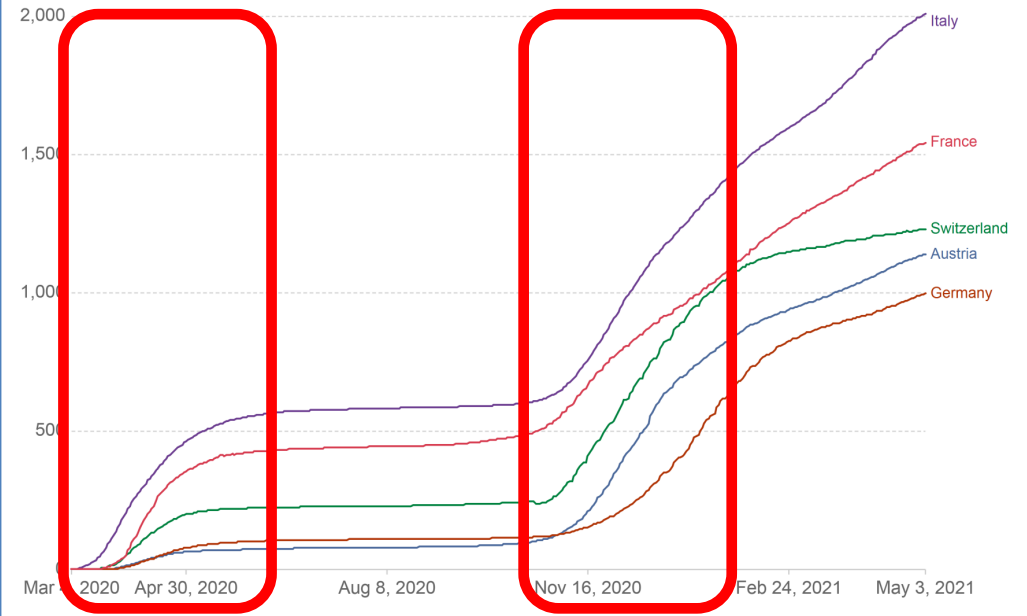


Source: Hale, Angrist, Goldszmidt, Kira, Petherick, Phillips, Webster, Cameron-Blake, Hallas, Majumdar, and Tatlow (2021). "A global panel database of pandemic policies (Oxford COVID-19 Government Response Tracker)." Nature Human Behaviour. – Last updated 4 May, 05:00 (London time) OurWorldInData.org/coronavirus • CC BY

Cumulative confirmed COVID-19 deaths per million people

Limited testing and challenges in the attribution of the cause of death means that the number of confirmed deaths may not be an accurate count of the true number of deaths from COVID-19.

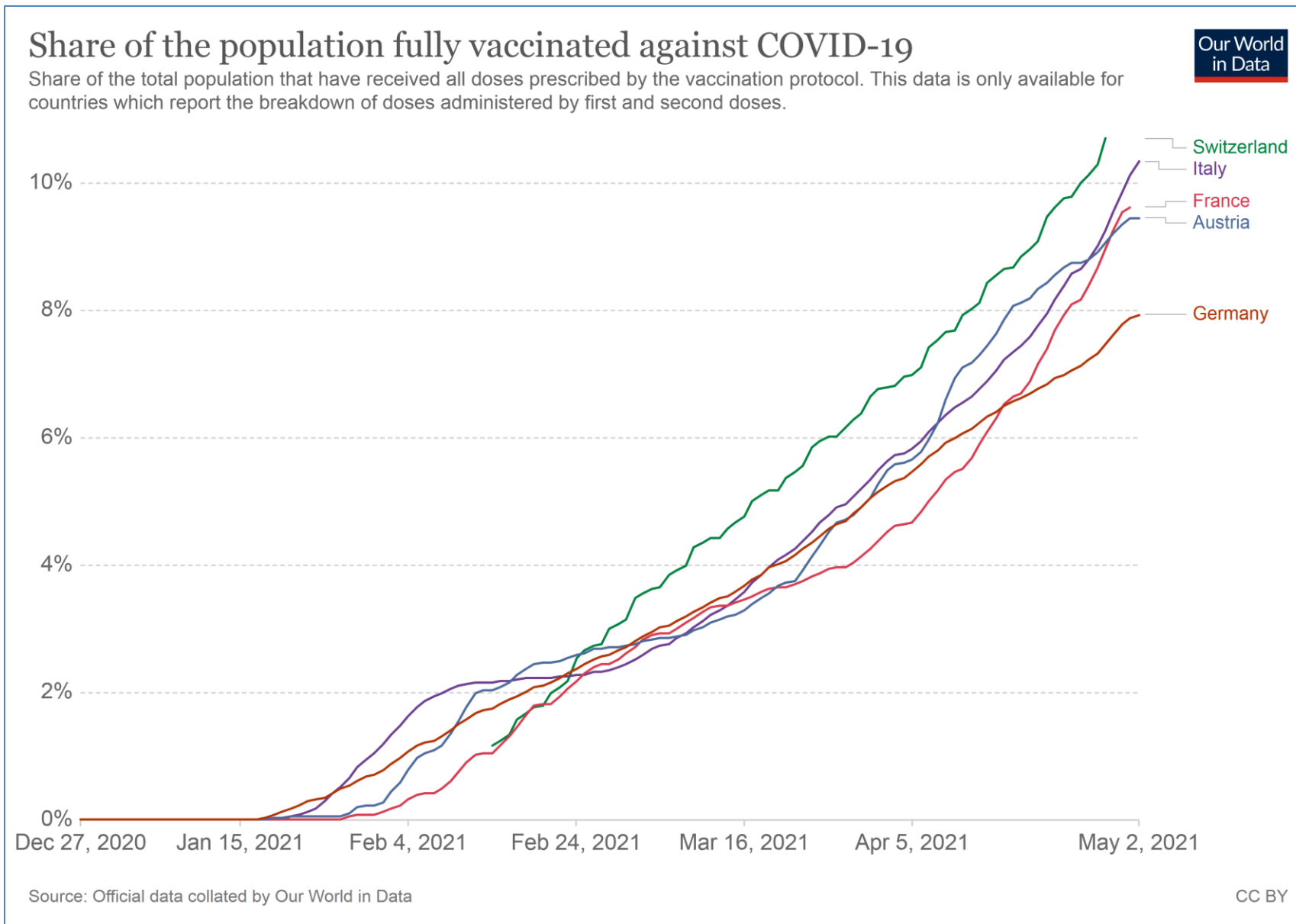
Our World in Data




Source: Johns Hopkins University CSSE COVID-19 Data

CC BY

vs. : Etwas schneller beim Impfen



Fazit aus Schweizer Sicht

- + Weniger persönliche Einschränkungen, weniger Wertschöpfungsverluste als Nachbarländer
- „europäisches Mittelmaß“ bei Pandemiebekämpfung
- Handlungsoptionen für künftige Pandemien:
 - Schuldenbremse = beste Pandemieversicherung
 - Gesetzliche Grundlage für Härtefall-Kompensationen (⇒ weniger Lobbying)
 - Bessere Koordination mit  (contact tracing, Immunitätsnachweise, Digitalisierung)

Danke.
Merci.